

GEORGIA



PUBLIC FUNDING OF PRIVATE SCHOOLS THROUGH: TAX CREDIT SCHOLARSHIPS VOUCHERS

EST. 2009 EST. 2011

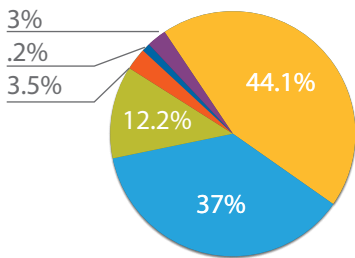


\$71.6 MILLION
FY 2013
IN TAX PAYER DOLLARS

Public funds are being funneled to private schools, and oftentimes pay for segregated private schools, more than 60 years after *Brown v. Board of Education*.

\$58 Million in Tax Credit Scholarships \$13.6 Million in Vouchers

PUBLIC

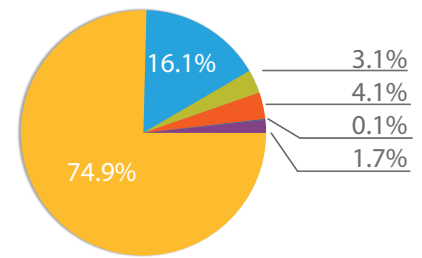


STUDENT DEMOGRAPHICS

2012

White students make up a much larger share of the student body in private schools than in public schools.

PRIVATE



WHITE BLACK HISPANIC ASIAN NATIVE AMERICAN MULTIRACIAL

Whites in Private Schools
1998-2012



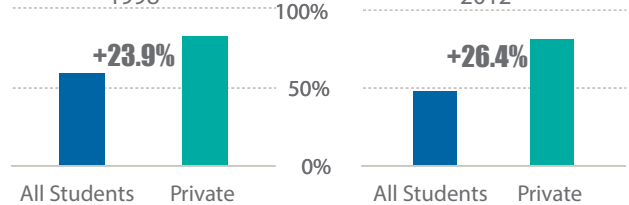
In 1998, 8.5 percent of all white students in GA were enrolled in private schools. In 2012, the number jumped to 9.4 percent.

Black, Hispanic, and Native American in Private Schools
1998-2012



In 1998, 2.4 percent of B, H, NA, students in Georgia were in private schools. In 2012 it was 2.3 percent.

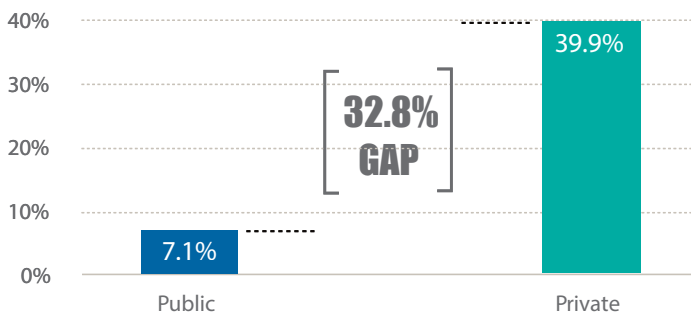
Overrepresentation of Whites in Private Schools
1998 2012



4th Highest in the Nation
In 1998, 58.2 percent of school age children in GA were white, but 82.1 percent of private school students were white

4th Highest in the Nation
In 2012, 48.5 percent of school-age children in GA were white, but 74.9 percent of private school students were white.

PERCENT OF WHITE STUDENTS IN VIRTUALLY SEGREGATED SCHOOLS*



8th
HIGHEST GAP
IN THE NATION
2012

In Georgia, 7.1 percent of white students in public schools attend virtually segregated public schools. In private schools, 39.9 percent of white students attend virtually segregated schools.

*SCHOOLS WHERE ≥ 90% OF STUDENT BODY IS WHITE