

SOUTH CAROLINA



PUBLIC FUNDING OF PRIVATE SCHOOLS THROUGH: TAX CREDIT SCHOLARSHIPS VOUCHERS

EST. 2013



\$8 MILLION
CAP

IN TAX PAYER DOLLARS

\$8 Million
in Tax Credit Scholarships

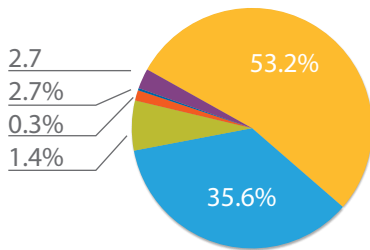
Public funds are being funneled to private schools, and oftentimes pay for segregated private schools, more than 60 years after *Brown v. Board of Education*.

PUBLIC

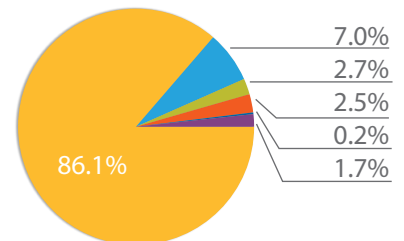
STUDENT DEMOGRAPHICS

PRIVATE

2012



White students make up a much larger share of the student body in private schools than in public schools.



● WHITE
 ● BLACK
 ● HISPANIC
 ● ASIAN
 ● NATIVE AMERICAN
 ● MULTIRACIAL

Whites in Private Schools 1998-2012



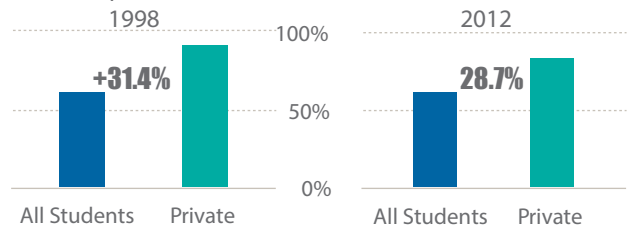
In 1998, 10.5 percent of all white students in South Carolina were enrolled in private schools. In 2012, the number dropped to 8.2 percent.

Black, Hispanic, and Native American in Private Schools 1998-2012



In 1998, 1.4 percent of B, H, NA, students in South Carolina were in private schools. In 2012, it was 1.2 percent.

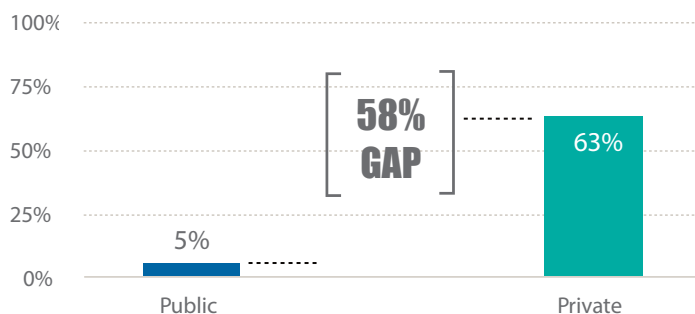
Overrepresentation of Whites in Private Schools



2nd Highest in the Nation
In 1998, 58.7 percent of school-age children in SC were white, but 90.1 percent of private school students were white.

2nd Highest in the Nation
In 2012, 57.4 percent of school-age children in SC were white, but 86.1 percent of private school students were white.

PERCENT OF WHITE STUDENTS IN VIRTUALLY SEGREGATED SCHOOLS*



1st
HIGHEST GAP
IN THE NATION
2012

In South Carolina, 5 percent of white students in public schools attend virtually segregated public schools. In private schools, 63 percent of white students attend virtually segregated schools.

*SCHOOLS WHERE ≥90% OF STUDENT BODY IS WHITE